



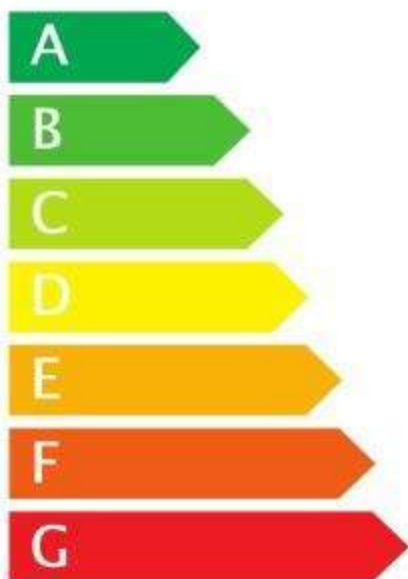
ENERG



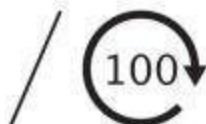
Candy

1486DWMCE/1-S

RO



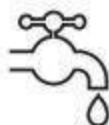
47 kWh



8,0 kg



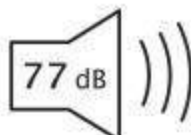
3:38



44 L



AB CDEFG



77 dB
ABC D